



01. Find original source / scan at 300 or greater



Helvetica Neue, 400 pt. establishes the Cap Height and the x-height.


02. identify baseline / x-height from existing font, then lock layer




03. position source file in new layer



03. position source file in new layer

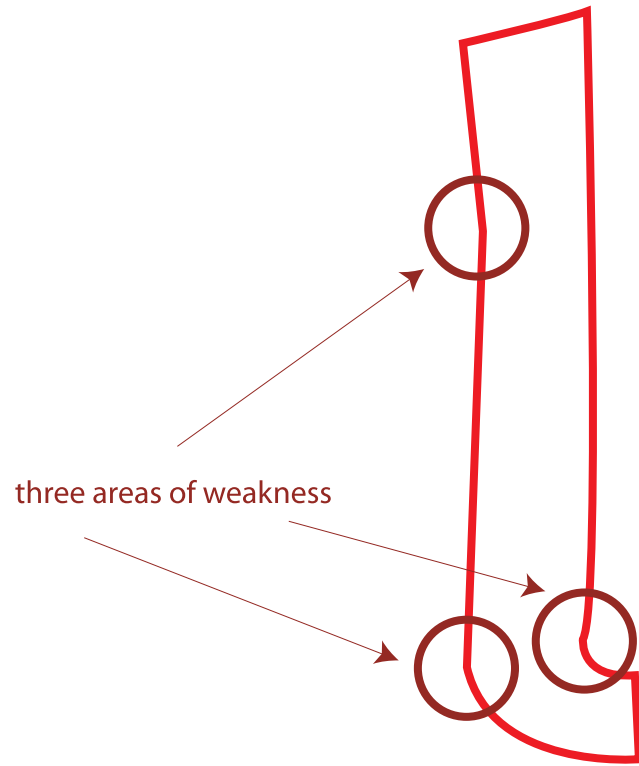


04. trace out path with pen tool



Orange, 400 pt.

05. look at drawn path / modify accordingly / compare with library of influences



Orange, 400 pt.

05. look at drawn path / modify accordingly / compare with library of influences